

ROOFING SLATES



VERMONT SLATE COMPANY



CLASSIC BEAUTY

Discerning owners, architects, and builders choose Vermont Slate Company because nothing rivals the beauty of our natural stone. Natural slate offers distinct textures and color variation that only nature and time can produce.

A stone's texture can range from smooth to highly textured, allowing the client to achieve their own, unique look. We offer an unprecedented line of colors from the historic slate valley of Vermont, New York, Virginia, and abroad. We lend every client our years of experience in the slate selection process to ensure a lifetime of beauty that only nature can bring.



HIGHEST QUALITY

Vermont Slate Company manufactures and distributes the highest quality domestic slates available. Boulders are cut into blocks, then visually inspected at each stage of production: splitting, trimming, and drilling.

Vermont Slate Company employs the highest standards to deliver the highest quality slate in the industry. We have provided slate for homes and commercial properties in all 50 U.S. states and abroad with 100% customer satisfaction. The difference between good stone and bad stone is the single most important factor when choosing slate. We have been in business long enough to know the difference.



TIMELESS VALUE

When compared to all other roofing materials, natural slate's life cycle cost makes it the least expensive product on the market. The lifespan of natural slate has been proven by the real test of time. A lesser roof will need to be replaced three, four, or more times during the lifetime of a single application of slate.

Natural slate is also the most environmentally friendly option because the production requires less electricity, fossil fuel, and water than any synthetic product on the market. The two main ingredients are rock and the manpower to split each slate by hand.



SUPERIOR SERVICE

Our team has over 70 years of combined experience, specifically with natural slate. You can rest assured that you will receive superior service, guidance, and unequalled technical support. We don't simply sell slate - we earn business the old-fashioned way, with hard work and honesty.

Our goal is to offer the best products at the best price, along with the highest level of service. That's a bold statement. We have the knowledge, experience, and willingness to back it.



Natural slate is a microcrystalline, fine-grained rock formed 400 to 550 million years ago, with its beginnings as sedimentary silt washed into ancient seas. As such, a piece of slate on one side of an 8" thick boulder may have formed 15 million years before or after the slate on the other side of the same block. Thus, the elements in the stone can be slightly different.

Each piece of slate is unique, and this variation can cause differences in the way it will weather on the roof. It is a quality that makes each slate roof unique and must always be considered in the decision to use natural stone on your roof.

SLATE COLORS

CUPA 7




CUPA 7 is a non-carbonated natural slate formed by tectonic compression. Black slate with thin laminations and a smooth surface.

CUPA 14



CUPA 14 is a heavy textured, non-weathering, unfading stone with a glistening sheen. Cupa 14 is the only product approved as an alternate for Buckingham Slate on historic restorations by the National Park Service, Virginia Department of Historic Resources. This product is comparable to Domestic Black manufactured in Buckingham, Virginia and Peach Bottom Slate manufactured in Pennsylvania.

CUPA 12




CUPA 12 is a non-carbonated slate formed by tectonic compression. Dark grey slate with thin laminations and a smooth surface.

CUPA HEAVY 3




Heavy 3 is a blue black slate with a slightly gritty texture, and in some samples well defined parallel lines are clearly visible on the cleavage surfaces. Heavy 3 can last over a hundred years, making it a very cost-effective roofing material. Its extra thickness of 7-8 mm gives it the perfect strength to withstand any weather conditions while boosting the value of any property.

VERMONT BLACK AND GRAY/BLACK



Vermont Black and Gray/Black is a medium to heavy texture stone with a medium to dark gray color and darker, linear markings. This slate is separated into the darker (Vermont Black) and lighter (Gray/Black) to provide the desired depth of color. While this slate does not weather into a multicolor roof, you may get some bronzing in the lighter parts of the slate over time.

VERMONT CLEAR BLACK




Vermont Clear Black is a heavy textured black slate with a wide range of color and shading. This is a semi-weathering stone that develops earth tones of brown, buff, black, and gray/green over time. Each roof is unique because of variations in weathering. Large sizes are available.

VERMONT ROCKY GRAY



Vermont Rocky Gray is a smooth to heavy texture stone that produces a natural blend of varying depths of gray to black. This unique stone, both in color and texture, provides contrast and character to the roof in ways that appear subtle, yet distinctive. The lighter stone in the blend can have a slight gray/green hue in certain light conditions, especially when new. However, this slate, once installed on the roof, shows mostly gray to black with little very green color.

VERMONT SEMI-WEATHERING GRAY




Vermont Semi-Weathering Gray is a traditional slate gray color and ranges from having a clear appearance to small black markings. This slate may show some varying degrees of weathering from bronze to buff. It is a smooth to medium texture slate that is highly desirable when earth tone colors are desired on the roof.

VERMONT UNFADING GRAY



Vermont Unfading Gray is a medium-texture slate, usually with black markings. It typically will not experience much, if any, buff & brown weathering. The color resembles battleship gray and may have a slight green hue when wet. It is a great choice for a formal design where uniformity in overall color is desired, but has enough shading to show some texture and depth on the roof.

VERMONT STRATA GRAY



Vermont Strata Gray is a medium gray slate with black stripes. This medium to heavy-textured slate usually shows some buff and brown weathering. The random angles of the strata lines combined with the semi-weathering qualities provide heavy contrast through the roof.

VERMONT SEMI-WEATHERING GRAY GREEN



Vermont Semi-Weathering Gray/Green Slate has a green or gray/green color when first quarried. After application to the roof and exposure to the elements, a significant percentage of these slates weather to soft shades of buff and brown. Historically one of the most popular domestic slate colors, this very high quality stone is suitable for the harshest climates and is a great choice when a lighter multicolor roof is desired.

VERMONT UNFADING GRAY/GREEN



Vermont Unfading Gray/Green is a more subtle green than the Grassy with small gray markings in the slate. This slate weathers very little and is beautiful used alone on the entire roof, or as an accent color in a blend.

VERMONT UNFADING GRASSY GREEN



Vermont Unfading Grassy Green is a medium texture stone with a vibrant jade green color and splashes of light & dark throughout the slate. Very unique and highly desired across the US and Europe, the slate weathers very little over time.

VERMONT ROYAL & VARIEGATED PURPLE



Vermont Royal & Variegated Purple is a deep purple slate, at times almost burgundy in color, which may have occasional green marks or inclusions. As with most natural stone, slight variations may occur over time due to weathering.

VERMONT MOTTLED PURPLE



Vermont Mottled Purple is a combination of purple and green create unique patterns in each slate. Some pieces are mostly purple and may be called "Dark Mottled," while at the other end of the range, green predominates and can be known as "Light Mottled." This medium-textured slate weathers very little and is one of the most unique colors available on earth.

GRADUATED THICKNESS VERMONT BLEND



Graduated Thickness Vermont Blends are assembled from a variety of colors and sizes of your choice. The term graduated refers to the decreasing thickness and length of the slate as it progresses up the roof. This style originated out of necessity and efficiency to utilize every sliver of stone being extracted. However, the look quickly became a symbol of architectural prestige and is still considered the top of the line in domestic slate.

CHARLESTON BLEND



Charleston Blend is a subtle yet beautiful combination of Vermont Unfading Grassy Green and Unfading Gray that is very popular in coastal areas of the United States, especially on Mediterranean and stucco style homes. The percentage of each color can be varied to produce just the right blended shade of Gray/Green for each specific project.

NEW YORK RED



New York Red is a bright red slate that will not change color. It is dense, very hard, and quarried in Washington County, New York, and commonly found in roof applications where color patterns and planned designs are desired. Unfading Red is a rare slate considered highly desirable.



VERMONT SLATE COMPANY

2720 Gregory Street
Suite 200
Savannah, GA 31404
Savannah, Georgia

Ph. 866-339-2038
Fax. 912-964-9603

info@vermontslateco.com
www.vermontslateco.com